



Total Assets

\$179.4 Million

Fund Management

Investment Advisor

Advisors Preferred, LLC

Investment Sub-Advisor

Flexible Plan Investments, Ltd.

Jerry C. Wagner, J.D.

Daniel Poppe, CFA

Lipper Rating

Flexible Portfolio Funds

5

Total Return

4

Total Return

The Quantified STF Fund (QSTFX) was rated against the following numbers of Mixed Assets Funds in the Flexible Portfolio Funds Classification for the following time periods: 375 funds overall, 375 funds over the last three years, and 348 funds over the last five years. With respect to these Flexible Portfolio Funds, Quantified STF Fund (QSTFX) received a Total Return Lipper Rating of 5 overall, a 5 rating for three years, and a 3 rating for 5 years as of 3/31/2026. The Advisor Class (QSTAX) was rated against 375 funds overall, 375 funds in the last three years, and 348 funds in the last five years and received a Total Return Lipper Rating of 4 overall, a 5 rating for three years, and a 2 rating for five years. The Lipper Leaders rating system displays ratings from high to low with a rating of 1 considered the lowest rating and a rating of 5 considered the highest as of 3/31/2026.

Investment Objective

The Fund seeks high appreciation on an annual basis consistent with a high tolerance for risk.

Fund Attributes

- Tactical equity exposure that may adjust with market conditions.
- May use leverage in certain conditions.
- May raise cash equivalents during perceived equity downturns.

Reasons to Invest

- Based on the price action of the NASDAQ 100 Index and a multi-dimensional view on volatility, exposures are taken in the NASDAQ 100.
- May use inverse during perceived equity downturns.
- A collateral portfolio is managed within the fund.

Fund Performance

As of March 31, 2026

Inception date: 11/13/2015	QTR	YTD	1 Year	3 Year	5 Year	Since Inception*
QSTFX	-11.76%	-11.76%	15.68%	16.90%	5.28%	12.58%
QSTAX	-11.91%	-11.91%	14.94%	16.22%	4.63%	11.94%
NASDAQ 100 TR Index	-5.82%	-5.82%	23.99%	22.61%	13.53%	18.47%

Expense Ratio: QSTFX: 1.73%, QSTAX: 2.35%

Returns for periods greater than one year are annualized.

*Advisor Class Shares Inception 11/13/2015. Performance for periods prior to 11/13/2015, reflects the historical performance of the Investor Class (QSTFX), adjusted to reflect the expenses of the Advisor Class (QSTAX). The performance shown is not the actual performance of QSTAX prior to its inception.

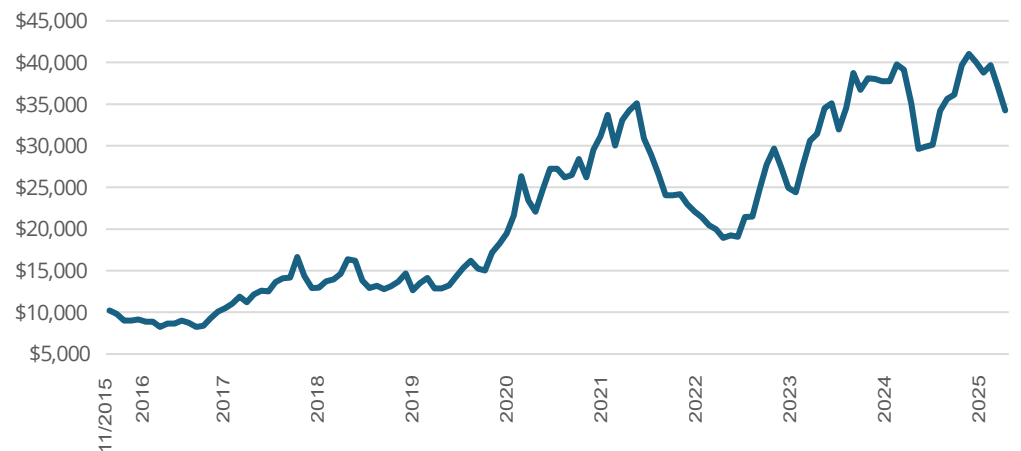
The performance data quoted represents past performance. Past performance does not guarantee future results. Investment return and principal value will fluctuate, so that shares, when redeemed, may be worth more or less than their original cost. Current performance may be lower or higher than the performance data quoted and assumes the reinvestment of any dividend or capital gains distributions. To obtain performance data current to the most recent month end please call toll free 888.572.8868 or access www.quantifiedfunds.com.

The NASDAQ-100 Index includes 100 of the largest domestic and international non-financial companies listed on The Nasdaq Stock Market based on market capitalization. The Index reflects companies across major industry groups including computer hardware and software, telecommunications, retail/wholesale trade and biotechnology. It does not contain securities of financial companies including investment companies.

It is not possible to directly invest in any index.

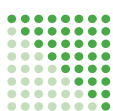
Growth of a \$10,000 Investment

The Fund has returned an average of 12.58% annually since inception through 3/31/2026*



Annual Returns

	2016	2017	2018	2019	2020	2021	2022	2023	2024	2025
QSTFX	-14.57%	68.92%	-6.93%	16.42%	77.44%	28.99%	-46.15%	61.85%	29.94%	-2.47%
QSTAX	-14.80%	67.84%	-7.49%	15.68%	76.36%	28.19%	-46.47%	60.81%	29.21%	-3.03%
NASDAQ 100 TR Index	7.5%	32.99%	0.04%	39.46%	48.88%	27.51%	-32.38%	55.13%	25.88%	21.02%



Total Assets

\$179.4 Million

Fund Management

Investment Advisor

Advisors Preferred, LLC

Investment Sub-Advisor

Flexible Plan Investments, Ltd.

Jerry C. Wagner, J.D.

Daniel Poppe, CFA

Lipper Rating

Flexible Portfolio Funds

5

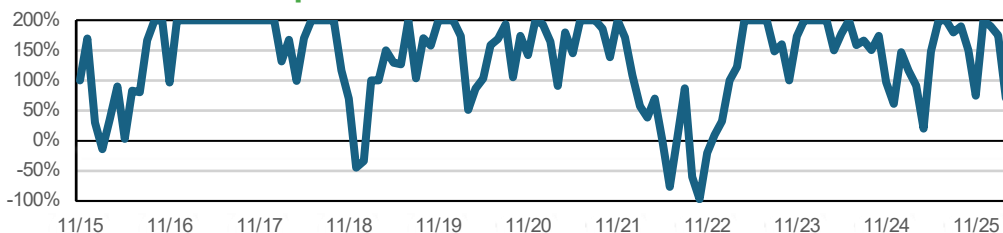
Total Return

4

Total Return

The Quantified STF Fund (QSTFX) was rated against the following numbers of Mixed Assets Funds in the Flexible Portfolio Funds Classification for the following time periods: 375 funds overall, 375 funds over the last three years, and 348 funds over the last five years. With respect to these Flexible Portfolio Funds, Quantified STF Fund (QSTFX) received a Total Return Lipper Rating of 5 overall, a 5 rating for three years, and a 3 rating for 5 years as of 3/31/2026. The Advisor Class (QSTAX) was rated against 375 funds overall, 375 funds in the last three years, and 348 funds in the last five years and received a Total Return Lipper Rating of 4 overall, a 5 rating for three years, and a 2 rating for five years. The Lipper Leaders rating system displays ratings from high to low with a rating of 1 considered the lowest rating and a rating of 5 considered the highest as of 3/31/2026.

Historical NDX Exposure - STF Fund



How To Invest

Share Class	Expense Ratio	Minimum Initial Investment
(INV) QSTFX	1.73%	\$10,000
(ADV) QSTAX	2.35%	\$10,000

Risk Statistics

Capture Ratios	3-Year		5-Year	
	QSTFX	NASDAQ 100 TR Index	QSTFX	NASDAQ 100 TR Index
Alpha	-12.10	0.00	-5.47	0.00
Beta	1.57	1.00	0.94	1.00
Sharpe Ratio	0.54	1.14	0.19	0.57
Standard Deviation	26.42	14.85	25.96	19.53

Standard Deviation: Measures the variability of returns over time.
Sharpe Ratio: Measures risk-adjusted return relative to total volatility.
Alpha: Measures risk-adjusted excess return relative to the Fund's prospectus benchmark.
Beta: Measures the sensitivity of the Fund's returns relative to the Fund's prospectus benchmark.

Lipper Ratings for Total Return reflect historic total return performance relative to peers. Lipper Ratings for Consistent Return reflect fund historical risk-adjusted returns relative to peers. Lipper Ratings for Preservation are relative, rather than absolute. Lipper Ratings for Expense reflect fund expense minimization relative to peers. Lipper Ratings for Tax Efficiency (U.S. Only) reflect fund historical ability to postpone taxable distributions. Lipper Ratings do not take into account the effects of sales charges. Overall Ratings are based on an equal-weighted average of percentile ranks for each measure over 3-, 5-, and 10-year periods (if applicable). Lipper Ratings and Lipper Classifications do not constitute and are not intended to constitute investment advice or an offer to sell or the solicitation of an offer to buy any security of any entity in any jurisdiction. As a result, you should not make an investment decision on the basis of this information. Rather, you should use Lipper Ratings and Lipper Classifications for informational purposes only. Certain information provided by Lipper may relate to securities that may not be offered, sold, or delivered within the United States (or any state thereof) or to, or for the account or benefit of, United States persons. Lipper is not responsible for the accuracy, reliability, or completeness of the information that you obtain from Lipper. In addition, Lipper will not be liable for any loss or damage resulting from information obtained from Lipper or any of its affiliates.

An investor should carefully consider the investment objectives, risks, charges, and expenses of the Quantified Funds before investing. This and other information can be found in the Funds' prospectus and summary prospectus, which can be obtained by calling 1-855-650-7453. The prospectus should be read carefully prior to investing in the Quantified Funds.

High portfolio turnover may result in higher transaction costs and higher taxes when Fund shares are held in a taxable (non-qualified) account. Such costs are not reflected in annual Fund operating expenses and may affect the Fund's performance.

There is no guarantee the Fund will achieve its investment objective. There is no guarantee that any investment strategy will generate a profit or prevent a loss. An investment in the Fund entails risk, including loss of principal.

Risks associated with the Quantified STF Fund are detailed in the prospectus and include active and frequent trading risk, aggressive investment techniques, convertible bond risk, counterparty risk, credit risk, depository receipt risk, derivatives risk, including futures and forward contracts, hedging, options, and swap risks, equity securities risk, foreign securities risk, holding cash risk, interest rate risk, leverage risk, limited history of operations risk, lower-quality debt securities risk, master limited partnership risk, non-diversification risk, preferred stock risk, real estate investment trust risk, risks relating to investing in other investment companies, including ETFs, shorting (inverse) risk, small- and mid-capitalization companies risk, and risks associated with the sub-adviser's investment strategy. For complete details regarding the risks and expenses of the Fund, please refer to the prospectus.

Alpha measures the difference between an investment's expected returns based on its beta and its actual returns. A positive alpha indicates the investment has performed better than its beta would predict. A negative alpha indicates an investment has underperformed, given the investment's beta. Beta measures an investment's sensitivity to market movements. A beta greater than one indicates the investment is more volatile than the market. If beta is less than one, the investment is less risky than the market. Standard deviation measures the range of an investment's performance. The greater the standard deviation, the greater the investment's volatility. The Sharpe ratio indicates the reward per unit of risk by using standard deviation and excess return. The higher the Sharpe ratio, the better the investment's historical risk-adjusted performance.

Flexible Plan Investments, Ltd. serves as sub-adviser to the Quantified Funds, distributed by Ceros Financial Services, Inc. (Member FINRA/SIPC). Flexible Plan Investments, Ltd. and Ceros are not affiliated.

Advisors Preferred, LLC serves as investment adviser to the Quantified Funds. Advisors Preferred is a commonly held affiliate of Ceros. Gemini Fund Services is the transfer agent to the Funds and is not affiliated with the adviser, sub-adviser, or distributor.

